

UNICARRIERS

Electric counterbalance trucks

THREE
E
INSIDE

24/7
support



worldwide network

AC
tech

TX3 • TX4 • MX • QX2



Secure your operations from order to delivery with

UniCarriers electr counterbalance tr





UniCarriers designs, manufactures and supports the most advanced material handling equipment. By integrating the three distinctive brands of Atlet, Nissan Forklift and TCM, UniCarriers is the perfect mixture of Japanese quality and technology as well as Swedish design and ergonomics. UniCarriers represents more than 65 years of industry experience, an unparalleled global reach and deep understanding of local markets.

ic ucks



The UniCarriers electric counterbalance trucks are designed to secure your productivity – all the way, every day. These tough, multifunctional problem-solvers range from 1.25 to 3.5 tonnes and include innovative features to meet the highest demands on efficiency, durability and ergonomics. You will always have the right truck for the job, and the operator will enjoy the comfort, manoeuvrability and car-like driving characteristics.



The new TX generation:

≡ Lower Energy Consumption...

The new TX series is number 1 in its class for energy consumption, with rates as low as 4.2 kWh/h (VDI 2198 60 cycles).

≡ Excellent Ergonomics...

Thanks to our ProVision concept with its unique transparent front panel, the driver has excellent vision in all directions, ensuring safe handling. Effortless low open entry/exit steps and wide, flat floors reduce the risk of repetitive strain injuries (RSI).

≡ Higher Handling Efficiency...

Handling efficiency is not just about performance. Ergonomics, visibility and operability also play a major role. Drivers who are assisted by our industry leading safety performance systems will increase productivity and reduce handling costs.

...than any other truck of its class!



UNICARRIERS

UNICARRIERS

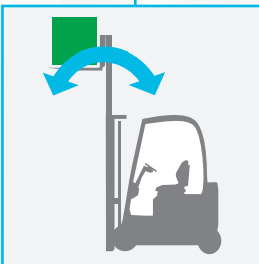
12:41 Thu, 8 Apr
20
N
P E L

| | |
|--------------------|------------|
| Model | ADR11.140 |
| Serial No. | ADR11E7000 |
| Capacity | 3F 475 |
| Max. Speed | 20.5 |
| Max. Load Capacity | 2500 |

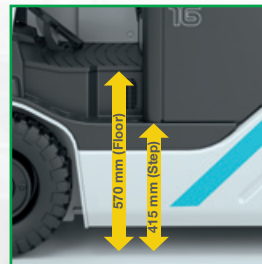
Durable, ergonomic and safe

Our electric counterbalance trucks are rugged and extremely durable machines that offer unique handling efficiency thanks to our numerous best in class features. Electric trucks are quiet and clean, making them best suited for indoor use, and with the quick battery exchange without tools, downtime can be kept to a minimum.

Lifting, tilting and travelling performance are automatically controlled by load, lift height and tilt angle, allowing the operator to focus on efficiency.



Best in class low open entry/exit step reduces risk of repetitive strain injuries (RSI).



Steering force feedback for intuitive driving experience.



Change batteries easily with a pallet truck (rollout exchange optional).



Onboard pre-operation checklist and overload alarm.

An interactive truck with a safe operation indicator.




Fully automatic parking brake with anti-rollback function.

An intelligent truck to ensure efficient operation.



Brake lights activate on any deceleration.

A safe truck for your work environment.



Best in class driver compartment.

Guaranteed comfort for all operators.



Our ProVision concept is a package of features that provide the operator with best in class all-round visibility.



The new fingertip control lever includes a safety grip.

Safety in the smallest details.



The new cabin with heater and advanced insulation makes indoor and outdoor operations highly comfortable.

Best in class visibility through the mast.

New Triplex mast 3F.

ProVision concept: low, transparent instrument panel.





TX3

The right performer in tight spaces

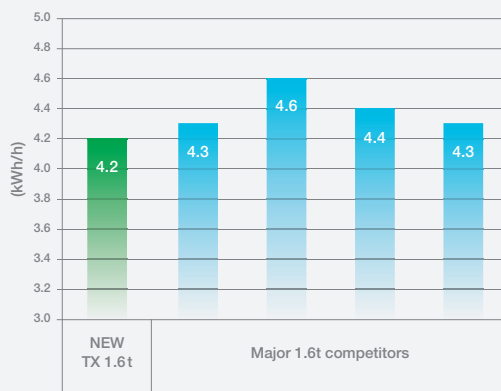
| TX3 | TX3-13S | TX3-15S | TX3-16 | TX3-16L | TX3-18 | TX3-18L | TX3-20L |
|---------------------------|---------|---------|--------|---------|--------|---------|---------|
| Lift capacity, kg | 1250 | 1500 | 1600 | 1600 | 1800 | 1800 | 2000 |
| Load centre, mm | 500 | 500 | 500 | 500 | 500 | 500 | 500 |
| Truck width, mm | 1075 | 1075 | 1075 | 1125 | 1125 | 1125 | 1125 |
| Turning radius, mm | 1450 | 1450 | 1555 | 1665 | 1555 | 1665 | 1665 |
| Overhead guard height, mm | 2110 | 2110 | 2110 | 2110 | 2110 | 2110 | 2110 |
| Battery (std), V/Ah | 48/500 | 48/500 | 48/625 | 48/750 | 48/625 | 48/750 | 48/750 |
| Length to fork face, mm | 1830 | 1830 | 1935 | 2045 | 1935 | 2045 | 2045 |



Lower Energy Consumption

The new TX trucks have the lowest energy consumption in their class. The TX3-1.6, for example, consumes 4.2 kWh/h, making it the most efficient vehicle in its class. On a single charge, TX trucks will operate for longer than any of their competitors.

VDI Energy Consumption (60 cycle/Hr)



Higher Handling Efficiency

The all-new TX series offers unique customer handling efficiency thanks to our numerous best in class features. Our unique ProVision Concept increases safe handling operation and productivity. Because our customers consider safety to be a principal concern, we offer our full safety package as standard.



TX4

Your tough all-surface partner

| TX4 | TX4-16 | TX4-18L | TX4-20L |
|---------------------------|--------|---------|---------|
| Lift capacity, kg | 1600 | 1800 | 2000 |
| Load centre, mm | 500 | 500 | 500 |
| Truck width, mm | 1125 | 1125 | 1125 |
| Turning radius, mm | 1860 | 1975 | 1975 |
| Overhead guard height, mm | 2110 | 2110 | 2110 |
| Battery (std), V/Ah | 48/625 | 48/750 | 48/750 |
| Length to fork face, mm | 2075 | 2185 | 2185 |

Excellent Ergonomics

One of the most important concerns of ergonomic design is to ensure the operator's well-being. Our new TX trucks are designed to make no compromises in the pursuit of this goal.

For example, the new TX series have the quietest hydraulic operation in their class, as well as unique hydraulic levers for intuitive, comfortable operation.



TX Series Overview: 10 models variation

| Type | Wheelbase | Battery capacity (V/ah) | Load capacity on forks @500mm LC (kg) | | | | |
|---------|-----------|-------------------------|---------------------------------------|------|------|------|------|
| | | | 1250 | 1500 | 1600 | 1800 | 2000 |
| 3-wheel | Short | 48 / 500 | ● | ● | | | |
| | Standard | 48 / 625 | | | ● | ● | |
| | Long | 48 / 750 | | | ● | ● | ● |
| 4-wheel | Standard | 48 / 625 | | | ● | | |
| | Long | 48 / 750 | | | | ● | ● |



Options

- Automatic travel and tilt speed reduction
- Ergonomic operator presence pedal
- Intuitive joystick control
- Automatic tilt centering
- Integrated clamp release
- Pallet truck battery change
- Windshield with wiper and washer
- Panel cabin

MX

Effortless ease... total control

| MX | MX-25 | MX-25L | MX-30 | MX-30L | MX-35L |
|---------------------------|------------|------------|------------|------------|------------|
| Lift capacity, kg | 2500 | 2500 | 3000 | 3000 | 3500 |
| Load centre, mm | 500 | 500 | 500 | 500 | 500 |
| Truck width, mm | 1190 | 1190 | 1190 | 1190 | 1190 |
| Turning radius, mm | 1920 | 2064 | 1920 | 2064 | 2064 |
| Overhead guard height, mm | 2240 | 2240 | 2240 | 2240 | 2240 |
| Battery (std), V/Ah | 80/560-620 | 80/700-775 | 80/560-620 | 80/700-775 | 80/700-775 |
| Length to fork face, mm | 2389 | 2530 | 2417 | 2558 | 2558 |

Top Features

- Sensitive Drive System (SDS) smoothes start and stop movements, increases agility and adapts to the speed of operators' foot movements.
- Tight space agility rear axle steers through a full 100°, with dual drive motors for instant, smooth turning on the spot and no initial "push".
- Touch-sensitive fingertip controls natural feeling, spring-loaded response: press gently for finer control.
- Intelligent curve control senses the angle of a turn, and reduces speed earlier in the manoeuvre for maximum stability and accurate, positive cornering.
- Perfectly weighted steering and optimal steering wheel size with a light but firm feel gives confidence and manoeuvrability at all speeds.
- Sealed, wet-disc brakes are protected from the elements and virtually maintenance-free.
- Brand new F2 button simple thumb control integrates twice as many key controls – without taking your eyes off the load. Options include clamp release and automatic tilt centering.
- Precision tilt and side shift easy, fine control makes important and difficult movements faster, and safer.
- Extra-large entry step for safe, no-slip entry and exit – whatever the footwear.

QX2

The long-distance sprinter for smart multitasking

| QX2 | QX2-20 | QX2-25 | QX2-25L | QX2-30 | QX2-30H |
|---------------------------|--------|--------|---------|--------|---------|
| Lift capacity, kg | 2000 | 2500 | 2500 | 3000 | 3000 |
| Load centre, mm | 500 | 500 | 500 | 500 | 500 |
| Truck width, mm | 1180 | 1180 | 1180 | 1250 | 1250 |
| Turning radius, mm | 1990 | 1990 | 2140 | 2140 | 2170 |
| Overhead guard height, mm | 2235 | 2235 | 2235 | 2235 | 2235 |
| Battery (std), V/Ah | 80/480 | 80/480 | 80/600 | 80/600 | 80/600 |
| Length to fork face, mm | 2340 | 2340 | 2485 | 2495 | 2525 |



A top speed of 21 km/h makes the new 80V QX2 one of the world's fastest and most efficient trucks – in all categories.

This increases productivity, especially on jobs involving long distances. The lift capacity ranges from 2 to 3 tonnes.

In harmony with its driver

The conveniently positioned armrest with electro-hydraulic fingertip controls allows the driver to control the truck easily and in an ergonomic way. This, combined with the car-like driving characteristics, makes the QX2 a pleasure to drive.

Customized for each application

Top speed, acceleration and all hydraulic functions can be personalised using the PIN code settings to ensure performance are adapted with the operation and operator's driving skills.

Energy Efficiency

The latest AC technology in motors, controllers and energy regeneration functions contributes to superior energy efficiency in all situations.

Maximum Productivity

The QX2 series is designed for the maximum performance operation. Lifting speed, travel speed and acceleration are top class performances to ensure maximum productivity.

It's all about
the price.
**But what
price?**

Reduce your Total Cost of Operation with UniCarriers

We agree. Price is everything. Or to be more specific: your Total Cost of Operation (TCO). That's why we're so focused on cutting costs and improving your material handling. The truck and its performance play an important role, but this is even more about how we can support you in optimising your warehouse operations to give you the best value for your money. Which – in the long run – is what creates a winner.

UNICARRIERS CORPORATION

UniCarriers Corporation reserves the right to make any changes without notice concerning colours, equipment or specifications detailed in this brochure, or to discontinue individual models. The colours of vehicles delivered may differ slightly from those in this brochure. The specifications vary for different countries depending on local market conditions. Please consult your local dealer to ensure that the vehicle delivered meets your expectations. All values are determined based on the standard condition and may vary, due to motor and system tolerances, condition of the truck and operational conditions. Some equipment shown on photos are optional.